

- ↘ Robust
- ↘ Resistant
- ↘ Sealed

WIRING SOLUTIONS

for Mobile Machines



HIGH PERFORMANCE PRODUCTS



xtreme

Robust | Resistant | Sealed

SEALED AND STRONG

Dried out fields where agricultural equipment blows up dust. Icy streets that are cleared by snow plows. Soggy forest floors where wood harvesters fight slime and mud.

Utility and special-purpose vehicles have to perform reliably for many years under the most demanding conditions. They need to have a reasonable purchase price and can be repaired or replaced quickly in the event of a failure.

With its **xtreme** and **xlite** product program, Murrelektronik provides components that do exactly that.

xtreme – well equipped

- Temperature Range: -40 to +85 °C
- For on-board voltages of 12V and 24V
- IP66k/IP68 Rated
- Shock and vibration resistant
- Resistant to UV, oil, lubricants and more
- Stainless steel metal parts



xlite – reliable and cost-effective

- Temperature Range: -25 to +70 °C
- IP65/67 Rated
- For on-board voltages up to 125V
- Shock and vibration resistant
- Reinforced plastic screws and thread inserts are oil and salt resistant
- UV-resistant cables



MDC (Deutsch)

- Fully molded connector
- Double seal in cable connection area
- Extremely compact design
- Integrated conduit retainer
- Available with or without LED
- 2, 3, 4 and 6-pole Plug and Socket Connectors



MSC (SuperSeal)

- Injected PUR connector
- Compact design
- Integrated Conduit Retainer
- 2, 3, 4 and 6-pole plugs and housings



CAN

- Injected PUR connector
- Shielded for maximum interference protection
- Stainless steel screws and nuts
- Single or double ended
- Receptacle and passive CAN splitter
- Black or violet



ROUND PLUG CONNECTOR M12


Open ended cable

- 4-pole
- Profile seal
- IP66K/68 Rated
- Stainless steel metal parts

Male Straight



Male 90°



1 Form	No. 12221	12341	
Suppression	max. 250 V AC/DC, 4 A	max. 250 V AC/DC, 4 A	
Pin assignment/wiring diagram	<p>Without suppression</p>	<p>Without suppression</p>	
2 Cable type	Jacket color	Jacket color	
Wire cross section 0.5 mm ²	black	black	
PUR (UL/CSA rated)	737	737	
3 Cable length			
1.5 m	0150		
3.0 m	0300		
5.0 m	0500		
7.5 m	0750		
10.0 m	1000		
Item number:			
xtreme	<u>7</u> <u>0</u> <u>7</u> <u>2</u>	- - - - -	- - - - -
xlite	<u>7</u> <u>0</u> <u>7</u> <u>5</u>	- - - - -	- - - - -
	1 Form	2 Cable length	3 Cable length
Note	Cable lengths up to 2 m are available in 0.2 m increments. Cable lengths of 2 m and up are available in 0.5 m increments		

ROUND PLUG CONNECTOR M12 – M12

Cordsets

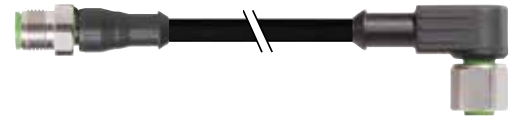
- 4-pole
- Profile seal
- IP66K/68 Rated
- Stainless steel metal parts

Male
Straight

Female
Straight

Male
Straight

Female
90°



1	Form	No.	40021	40121
	Suppression	max. 250 V AC/DC, 4 A		max. 250 V AC/DC, 4 A
	Pin assignment/wiring diagram	<p>Without suppression</p>		<p>Without suppression</p>
2	Cable type	Jacket color	Jacket color	
	Wire cross section 0.5 mm ²	black	black	
	PUR (UL/CSA rated)	737	737	
3	Cable length			
	0.3 m	0030		
	0.6 m	0060		
	1.0 m	0100		
	1.5 m	0150		
	2.0 m	0200		
Item number:				
	xtreme	7 0 7 2	-	-
	xlite	7 0 7 5	-	-
		1	Form	2 Cable length
		3	Cable length	3 Cable length
Note		Cable lengths up to 2 m are available in 0.2 m increments. Cable lengths of 2 m and up are available in 0.5 m increments		

VALVE PLUG

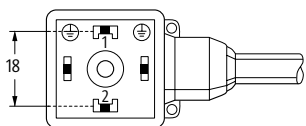
Open ended cable

- 2-pole
- Stainless steel center screw
- Silicon gasket
- IP66K/68 Rated

Form A (18 mm)



1 Form	No.	18021	18031	18081
Suppression		12–24 V AC/DC, 4 A	12–24 V DC, 4 A	max. 230 V AC/DC, 10 A
Pin assignment/wiring diagram		LED and Z diodes	LED and freewheeling diode	Without suppression



2 Cable type	Jacket color	Jacket color	Jacket color
Wire cross section 0.75 mm ² PUR (UL/CSA rated)	black 754	black 754	black 754

3 Cable length	
1.5 m	0150
3.0 m	0300
5.0 m	0500
7.5 m	0750
10.0 m	1000

Item number:				
	xtreme	<u>7</u> <u>0</u> <u>7</u> <u>2</u>	- - - - -	- - - - -
			1 Form	2 Cable length
				3 Cable length

Note Cable lengths up to 2 m are available in 0.2 m increments. Cable lengths of 2 m and up are available in 0.5 m increments

VALVE PLUG – M12

With M12 Connection

- 2-pole
- Stainless steel metal parts
- Silicon gasket
- IP66K/68 Rated

Form A (18 mm)

M12 plug
Straight



1	Form	No.	40881	40871	40885
	Suppression		12–24 V AC/DC, 4 A	12–24 V DC, 4 A	max. 230 V AC/DC, 4 A
			LED and Z diodes	LED and freewheeling diode	Without suppression
	Pin assignment/wiring diagram				
2	Cable type	Jacket color	black	black	black
	Wire cross section 0.75 mm ²		black	black	black
	PUR (UL/CSA rated)		754	754	754
3	Cable length				
	0.3 m		0030		
	0.6 m		0060		
	1.0 m		0100		
	1.5 m		0150		
	2.0 m		0200		
	Item number:				
	xtreme		<u>7</u> <u>0</u> <u>7</u> <u>2</u>	- - - -	- - - -
	xlite		<u>7</u> <u>0</u> <u>7</u> <u>5</u>	- - - -	- - - -
			1 Form	2 Cable length	3 Cable length
Note	Cable lengths up to 2 m are available in 0.2 m increments. Cable lengths of 2 m and up are available in 0.5 m increments				

DOUBLE VALVE PLUG

Open ended cable

- 4-pole
- Stainless steel center screw
- Silicon gasket
- IP66K/68 Rated

Form A (18 mm)



1 Form	No.	58001	58021	58041
Suppression		12–24 V AC/DC, 4 A	12–24 V DC, 4 A	12–24 V DC, 4 A
		LED and Z diodes	LED and Z diodes	LED and Z diodes
		L= 110 mm	L= 150 mm	L= 200 mm
Pin assignment/wiring diagram	<div style="display: flex; justify-content: space-around;"> <div style="text-align: center;"> <p>Valve plug 2</p> </div> <div style="text-align: center;"> <p>Valve plug 1</p> </div> <div style="text-align: center;"> <p>Connection cable</p> </div> </div> 			
2 Cable type	Jacket color	black	black	black
Wire cross section 0.75 mm ² PUR (UL/CSA rated)		637	637	637
3 Cable length				
1.5 m		0150		
3.0 m		0300		
5.0 m		0500		
7.5 m		0750		
10.0 m		1000		
Item number:				
xtreme		<u>7</u> <u>0</u> <u>7</u> <u>2</u>	- - - - -	- - - - -
			1 Form	2 Cable length
				3 Cable length
Note	Cable lengths up to 2 m are available in 0.2 m increments. Cable lengths of 2 m and up are available in 0.5 m increments			

DOUBLE VALVE PLUG – M12

Cordsets

- 4-pole
- Stainless steel metal parts
- Silicon gasket
- IP66K/68 Rated

Form A (18 mm)

M12 plug
Straight



1	Form	No.	41571	41591	41611
	Suppression		12-24 V AC/DC, 4 A	12-24 V DC, 4 A	12-24 V DC, 4 A
			LED and Z diodes	LED and Z diodes	LED and Z diodes
			L= 110 mm	L= 150 mm	L= 200 mm
	Pin assignment/wiring diagram				
2	Cable type	Jacket color	Jacket color	Jacket color	Jacket color
	Wire cross section 0.75 mm ²	black	black	black	black
	PUR (UL/CSA rated)	637	637	637	637
3	Cable length				
	0.3 m	0030			
	0.6 m	0060			
	1.0 m	0100			
	1.5 m	0150			
	2.0 m	0200			
	Item number:				
	xtreme	<u>7</u> <u>0</u> <u>7</u> <u>2</u>	- - - -	- - - -	- - - -
	xlite	<u>7</u> <u>0</u> <u>7</u> <u>5</u>	- - - -	- - - -	- - - -
			1 Form	2 Cable length	3 Cable length
Note	Cable lengths up to 2 m are available in 0.2 m increments. Cable lengths of 2 m and up are available in 0.5 m increments				

VALVE PLUG

Open ended cable

- 2-pole
- Stainless steel locking spring
- IP66K/68 Rated

Junior Timer Straight



1 Form		No. 70001	70021	70061
Suppression		max. 230 V AC/DC, 4 A	12-24 V AC/DC, 4 A	12-24 V AC/DC, 4 A
Pin assignment/wiring diagram		Without suppression 	LED 	LED and suppression
2 Cable type		Jacket color	Jacket color	Jacket color
Wire cross section 0.5 mm ²		black	black	black
PUR		740*	740*	740*
Wire cross section 0.75 mm ²		754	750	750
PUR (UL/CSA rated)		754	750	750
PUR/PVC		750	750	750
3 Cable length				
1.5 m		0150		
3.0 m		0300		
5.0 m		0500		
7.5 m		0750		
10.0 m		1000		
Item number:				
xtreme		7 0 7 2	-	-
		1 Form	2 Cable length	3 Cable length
Note		Cable lengths up to 2 m are available in 0.2 m increments. Cable lengths of 2 m and up are available in 0.5 m increments		

VALVE PLUG

Open ended cable

- 2-pole
- Stainless steel locking spring
- IP66K/68 Rated

Junior Timer
90°



1 Form	No.	70301	70321	70361
Suppression		max. 230 V AC/DC, 4 A	12-24 V AC/DC, 4 A	12-24 V AC/DC, 4 A
Pin assignment/wiring diagram		Without suppression	LED	LED and suppression
2 Cable type	Jacket color	Jacket color	Jacket color	Jacket color
Wire cross section 0.5 mm ²	black	black	black	black
PUR	740*	740*	740*	740*
Wire cross section 0.75 mm ²				
PUR (UL/CSA rated)	754	754	754	754
PUR/PVC	750	750	750	750
3 Cable length				
1.5 m	0150			
3.0 m	0300			
5.0 m	0500			
7.5 m	0750			
10.0 m	1000			
Item number:				
xtreme	<u>7</u> <u>0</u> <u>7</u> <u>2</u>	- - - - -	- - - - -	- - - - -
		1 Form	2 Cable length	3 Cable length
Note	Cable lengths up to 2 m are available in 0.2 m increments. Cable lengths of 2 m and up are available in 0.5 m increments			

VALVE PLUG – M12

Cordsets

- 2-pole
- Stainless steel metal parts
- IP66K/68 Rated

Junior Timer
Straight

M12 plug
Straight



1 Form	No.	43001	43011	43021
Suppression		max. 230 V AC/DC, 4 A	12–24 V AC/DC, 4 A	12–24 V AC/DC, 4 A
Pin assignment/wiring diagram		Without suppression	LED	LED and suppression
2 Cable type	Jacket color	Jacket color	Jacket color	Jacket color
Wire cross section 0.5 mm ²	black	black	black	black
PUR	740*	740*	740*	740*
Wire cross section 0.75 mm ²				
PUR (UL/CSA rated)	754			
PUR/PVC	750	750		750
3 Cable length				
0.3 m	0030			
0.6 m	0060			
1.0 m	0100			
1.5 m	0150			
2.0 m	0200			
Item number:				
xtreme	<u>7</u> <u>0</u> <u>7</u> <u>2</u>	-	-	-
xlite	<u>7</u> <u>0</u> <u>7</u> <u>5</u>	-	-	-
		1 Form	2 Cable length	3 Cable length
Note	Cable lengths up to 2 m are available in 0.2 m increments. Cable lengths of 2 m and up are available in 0.5 m increments			

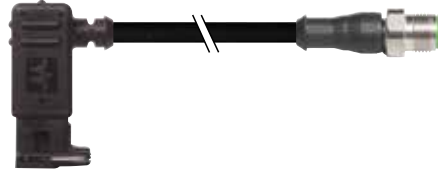
VALVE PLUG – M12

Cordsets

- 2-pole
- Stainless steel metal parts
- IP66K/68 Rated

Junior Timer
90°

M12 plug
Straight



1 Form	No.	43031	43041	43051
Suppression		max. 230 V AC/DC, 4 A	12–24 V AC/DC, 4 A	12–24 V AC/DC, 4 A
Pin assignment/wiring diagram		Without suppression	LED	LED and suppression
2 Cable type	Jacket color	Jacket color	Jacket color	Jacket color
Wire cross section 0.5 mm ²	black	black	black	black
PUR	740*	740*	740*	740*
Wire cross section 0.75 mm ²				
PUR (UL/CSA rated)	754			
PUR/PVC	750	750		750
3 Cable length				
0.3 m	0030			
0.6 m	0060			
1.0 m	0100			
1.5 m	0150			
2.0 m	0200			
Item number:				
xtreme	<u>7</u> <u>0</u> <u>7</u> <u>2</u>	- - - - -	- - - - -	- - - - -
xlite	<u>7</u> <u>0</u> <u>7</u> <u>5</u>	- - - - -	- - - - -	- - - - -
		1 Form	2 Cable length	3 Cable length
Note	Cable lengths up to 2 m are available in 0.2 m increments. Cable lengths of 2 m and up are available in 0.5 m increments			

VALVE PLUG

Open ended cable

- 2-pole
- Integrated conduit retainer
- IP66K/68 Rated

Deutsch MDC06-2S
Plug with female contacts



Deutsch MDC04-2P
Socket with pin contacts



1 Form	No. 72011	72301	
Suppression	12-230 V AC/DC, 8 A	12-230 V AC/DC, 8 A	
Pin assignment/wiring diagram	Without suppression		Without suppression
	<p>1 brown 2 blue</p>	<p>1 brown 2 blue</p>	
2 Cable type	Jacket color	Jacket color	
Wire cross section 0.75 mm ²	yellow	black	
PUR	145	754	
3 Cable length			
1.5 m	0150		
2.0 m	0200		
5.0 m	0500		
7.5 m	0750		
10.0 m	1000		
Item number:			
	xtreme	<u>7</u> <u>0</u> <u>7</u> <u>2</u> - - - - -	- - - - -
		- - - - -	- - - - -
		1 Form	2 Cable length
			3 Cable length
Note	Cable lengths up to 2 m are available in 0.2 m increments. Cable lengths of 2 m and up are available in 0.5 m increments		

VALVE PLUG

Open ended cable

- 3-pole
- Integrated Conduit Retainer
- IP66K/68 Rated

Deutsch MDC06-3S
Plug with female contacts



Deutsch MDC04-3P
Socket with pin contacts



1	Form	No.	72081	72381
	Suppression	6-230V AC/DC, 8 A		6-230V AC/DC, 8 A
		Without suppression		Without suppression
	Pin assignment/wiring diagram			
2	Cable type	Jacket color	Jacket color	
	Wire cross section 0.75 mm ²	black 564	black	
	PUR		564	
3	Cable length			
	1.5 m	0150		
	2.0 m	0200		
	5.0 m	0500		
	7.5 m	0750		
	10.0 m	1000		
	Item number:			
	xtreme	7 0 7 2	- - - - -	- - - - -
		1	Form	2 Cable length 3 Cable length
Note	Cable lengths up to 2 m are available in 0.2 m increments. Cable lengths of 2 m and up are available in 0.5 m increments			

VALVE PLUG

Open ended cable

- 4-pole
- Integrated Conduit Retainer
- IP66K/68 Rated

Deutsch MDC06-4S
Plug with female contacts



Deutsch MDCY06-4S (Y-Coupler)
Plug with female contacts



Deutsch MDC04-4P
Socket with pin contacts



1	Form	No. 72161	72191	72461
	Suppression	6-230V AC/DC, 8 A		6-230V AC/DC, 8 A
	Pin assignment/wiring diagram	Without suppression		Without suppression
2	Cable type	Jacket color	Jacket color	Jacket color
	Wire cross section 0.75 mm ² PUR	black 569	black 754	black 569
3	Cable length			
	1.5 m	0150		
	2.0 m	0200		
	5.0 m	0500		
	7.5 m	0750		
	10.0 m	1000		
Item number:				
xtreme		<u>7</u> <u>0</u> <u>7</u> <u>2</u>	- - - - -	- - - - -
		1 Form	2 Cable length	3 Cable length
Note		Cable lengths up to 2 m are available in 0.2 m increments. Cable lengths of 2 m and up are available in 0.5 m increments		

VALVE PLUG

Open ended cable

- 6-pole
- Integrated Conduit Retainer
- IP66K/68 Rated

Deutsch MDC06-6S
Plug with female contacts



Deutsch MDC04-6P
Socket with pin contacts



1 Form	No.	72221	72521
	Suppression	6-230V AC/DC, 8 A	6-230V AC/DC, 8 A
	Pin assignment/wiring diagram	<p>Without suppression</p>	<p>Without suppression</p>
2 Cable type	Cable type	Jacket color	Jacket color
	Wire cross section 0.75 mm²	black	black
	PUR	572	572
3 Cable length	1.5 m	0150	
	2.0 m	0200	
	5.0 m	0500	
	7.5 m	0750	
	10.0 m	1000	
Item number:			
xtreme	7 0 7 2	-	-
		1 Form	2 Cable length
		3 Cable length	
Note			
Different cable lengths up to 2 m available in 0.2 m increments, starting with 2 m in 0.5 m increments.			

VALVE PLUG

Open ended cable

- 2-pole
- Integrated Conduit Retainer
- IP67 Rated

SuperSeal MSC1.5-2S Plug with female contacts



SuperSeal MSC1.5-2P Housing with pin contacts



1	Form	No. 73001	73301
	Suppression	max. 24 V AC/DC, 8 A	max. 24 V AC/DC, 8 A
		Without suppression	Without suppression
	Pin assignment/wiring diagram	<p>1 brown 2 blue</p>	<p>1 brown 2 blue</p>
		<p>17.3</p>	<p>19.8</p>
2	Cable type	Jacket color	Jacket color
	Wire cross section 0.75 mm ²	black	black
	PUR (UL)	512	512
3	Cable length		
	1.5 m	0150	
	2.0 m	0200	
	5.0 m	0500	
	7.5 m	0750	
	10.0 m	1000	
	Item number:		
	xtreme	7 0 7 2	- - - - -
			- - - - -
			- - - - -
		1 Form	2 Cable length
			3 Cable length
Note	Cable lengths up to 2 m are available in 0.2 m increments. Cable lengths of 2 m and up are available in 0.5 m increments		

VALVE PLUG

Open ended cable

- 3-pole
- Integrated Conduit Retainer
- IP67 Rated

SuperSeal MSC1.5-3S Plug with female contacts



SuperSeal MSC1.5-3P Housing with pin contacts



1	Form	No.	73081	73381
	Suppression	max. 24 V AC/DC, 8 A		max. 24 V AC/DC, 8 A
		Without suppression		Without suppression
	Pin assignment/wiring diagram			
2	Cable type	Jacket color	Jacket color	
	Wire cross section 0.75 mm ²	black 513	black	
	PUR (UL)		513	
3	Cable length			
	1.5 m	0150		
	2.0 m	0200		
	5.0 m	0500		
	7.5 m	0750		
	10.0 m	1000		
	Item number:			
	xtreme	7 0 7 2	- - - - -	- - - - -
		1	Form	2 Cable length 3 Cable length
Note	Cable lengths up to 2 m are available in 0.2 m increments. Cable lengths of 2 m and up are available in 0.5 m increments			

VALVE PLUG

Open ended cable

- 4-pole
- Integrated Conduit Retainer
- IP67 Rated

SuperSeal MSC1.5-4S Plug with female contacts



SuperSeal MSC1.5-4P Housing with pin contacts



1 Form		No. 73161	73461
Suppression		max. 24 V AC/DC, 7 A	max. 24 V AC/DC, 7 A
Pin assignment/wiring diagram		Without suppression 	Without suppression
2 Cable type		Jacket color	Jacket color
Wire cross section 0.75 mm ²		black	black
PUR (UL)		514	514
3 Cable length			
1.5 m		0150	
2.0 m		0200	
5.0 m		0500	
7.5 m		0750	
10.0 m		1000	
Item number:			
xtreme		<u>7</u> <u>0</u> <u>7</u> <u>2</u>	- - - - -
			- - - - -
			- - - - -
			- - - - -
		1 Form	2 Cable length
			3 Cable length
Note		Cable lengths up to 2 m are available in 0.2 m increments. Cable lengths of 2 m and up are available in 0.5 m increments	

VALVE PLUG

Open ended cable

- 6-pole
- Integrated Conduit Retainer
- IP67 Rated

SuperSeal MSC1.5-6S
Plug with female contacts



SuperSeal MSC1.5-6P
Housing with pin contacts



1	Form	No. 73221	73521
	Suppression	max. 24 V AC/DC, 6 A	
	Pin assignment/wiring diagram	Without suppression	
2	Cable type	Jacket color	Jacket color
	Wire cross section 0.75 mm ² PUR (UL)	black 516	black 516
3	Cable length		
	1.5 m	0150	
	2.0 m	0200	
	5.0 m	0500	
	7.5 m	0750	
	10.0 m	1000	
Item number:	xtreme 7 0 7 2 - - - - -		
		1	2
		Form	Cable length
Note	Cable lengths up to 2 m are available in 0.2 m increments. Cable lengths of 2 m and up are available in 0.5 m increments		

CAN

Open ended cable

- 5-pole
- Shielded
- IP65/67 Rated
- Stainless steel metal parts

CANopen, CAN SAE J1939
Male, straight



CANopen, CAN SAE J1939
Female, straight



1 Form	No.	13105	13225	
	Suppression	max. 60 V AC/DC, 4 A		
	Pin assignment/wiring diagram	Without suppression		
2 Cable type	Jacket color	Jacket color		
Wire cross section 2 x 0.24/2 x 0.38 mm ²	violet	black	violet	black
PUR (UL/CSA rated)	803	838	803	838
3 Cable length	1.5 m	0150		
	2.0 m	0200		
	5.0 m	0500		
	7.5 m	0750		
	10.0 m	1000		
Item number:	<div style="display: flex; justify-content: space-around; align-items: center;"> 7 0 0 2 - - - - - - - - </div>			
Note	<div style="display: flex; justify-content: space-between; margin-top: 10px;"> 1 Form 2 Cable length 3 Cable length </div> <p>Cable lengths up to 2 m are available in 0.2 m increments. Cable lengths of 2 m and up are available in 0.5 m increments</p>			

CAN

Cordsets

- 5-pole
- Shielded
- IP65/67 Rated
- Stainless steel metal parts

CANopen, CAN SAE J1939
Plug, straight Socket, straight



1	Form	No. 40531
	Suppression	max. 60V AC/DC, 4 A Without suppression
	Pin assignment/wiring diagram	
2	Cable type	Jacket color
	Wire cross section 2 x 0.24/2 x 0.38 mm ²	violet black
	PUR (UL/CSA rated)	803 838
3	Cable length	
	0.3 m	0030
	0.6 m	0060
	1.0 m	0100
	1.5 m	0150
	2.0 m	0200
	Item number:	<div style="display: flex; justify-content: space-around; align-items: center;"> <div style="border: 1px solid black; padding: 5px; text-align: center;">7</div> <div style="border: 1px solid black; padding: 5px; text-align: center;">0</div> <div style="border: 1px solid black; padding: 5px; text-align: center;">0</div> <div style="border: 1px solid black; padding: 5px; text-align: center;">2</div> <div style="font-size: 2em;">-</div> <div style="border: 1px solid black; padding: 5px; text-align: center;">-</div> <div style="border: 1px solid black; padding: 5px; text-align: center;">-</div> <div style="border: 1px solid black; padding: 5px; text-align: center;">-</div> <div style="font-size: 2em;">-</div> <div style="border: 1px solid black; padding: 5px; text-align: center;">-</div> <div style="border: 1px solid black; padding: 5px; text-align: center;">-</div> <div style="border: 1px solid black; padding: 5px; text-align: center;">-</div> </div>
		<div style="display: flex; justify-content: space-around;"> <div style="background-color: #d9ead3; padding: 5px;">1 Form</div> <div style="background-color: #d9ead3; padding: 5px;">2 Cable length</div> <div style="background-color: #d9ead3; padding: 5px;">3 Cable length</div> </div>
	Note	Cable lengths up to 2 m are available in 0.2 m increments. Cable lengths of 2 m and up are available in 0.5 m increments

CAN

Open ended cable

- 5-pole
- Shielded
- IP65/67 Rated

CANopen, CAN SAE J1939
 Receptacle, straight



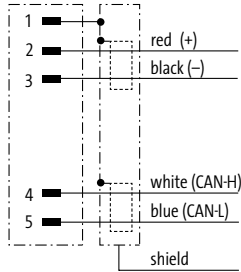
1 Form No. 13531

Suppression

max. 60V AC/DC, 4 A

Without suppression

Pin assignment/wiring diagram



2 Cable type Jacket color

Wire cross section 2 x 0.25/2 x 0.34 mm²
 PUR (UL/CSA rated)

violet	black
803	838

3 Cable length

1.5 m	0150
2.0 m	0200
5.0 m	0500
7.5 m	0750
10.0 m	1000

Item number:

7 0 0 0 - - - - -

1 Form **2 Cable length** **3 Cable length**

Note Cable lengths up to 2 m are available in 0.2 m increments. Cable lengths of 2 m and up are available in 0.5 m increments

CONNECTION ACCESSORIES

Accessories			Art. no.
	<p>M12 CAN Splitter Plastic housing</p>		277080
	<p>M12 CAN Splitter Metal housing</p>		277289
	<p>M12 CAN T-Coupler Unshielded, stainless steel</p>		7002-42751-0000000
	<p>CAN Terminator M12 female 120 ohm, stainless steel</p>		7002-13471-0000000
	<p>CAN Terminator M12 male 120 ohm, stainless steel</p>		7002-13461-0000000
	<p>M12 Receptacle 5-pole, stainless steel</p>		7002-42111-0000000
	<p>M12 Port Plug Plastic</p>		58627
	<p>M12 sealing cap Plastic (4 PCS)</p>		56951
	<p>M12 locking screw Stainless steel</p>		996076
	<p>M12 sealing cap Stainless steel</p>		7004-99924-0000000

M12 DISTRIBUTION SYSTEMS

For sensors and actuators

- IP65/67 Rated
- High flex cable
- Fully injected

Exact12
4-way



Exact12
8-way



1 Form		No.	84510	84512	88510	88512
Suppression		5-pole	18-30.2 VDC; max. 12 A	5-pole; without LED 0-125 V AC/DC; max. 12 A	5-pole	5-pole; without LED 0-125 V AC/DC; max. 12 A
Pin assignment		M12 females 5-pole				
General information:		<p>For 2 signals per port</p>				
Contact 1: (+)						
Contact 2: (N/C)/(S2)						
Contact 3: (-)						
Contact 4: (N/O)/(S1)						
Contact 5: (Ground)						
Status indicator:						
LED green, power						
LED yellow, signal (S1)						
LED white, signal (S2)						
2 Cable type		Jacket color		Jacket color		
Wire cross section 8 x 0.5/3 x 1.0 mm ²		black		black		
PUR (UL/CSA), halogen-free		445		445		
Wire cross section 16 x 0.5/3 x 1.0 mm ²				black		
PUR (UL/CSA), halogen-free				456		
3 Cable length						
3.0 m		0300				
5.0 m		0500				
10.0 m		1000				
15.0 m		1500				
20.0 m		2000				
25.0 m		2500				
30.0 m		3000				
Item number:						
		8 0 0 0 - - - - -				
		1 Form 2 Cable length 3 Cable length				
Note						

M12 DISTRIBUTION SYSTEMS

For sensors and actuators

- IP66K/68 Rated
- Ultrabright LEDs
- High flex cable
- Stainless steel metal parts
- Fully potted

MVP12 xtreme
8-way



1 Form		No. 68410	68510
Suppression		4-pole	5-pole
		12-32 V DC, max. 12 A	12-32 V DC, max. 12 A
Pin assignment		M12 females 4-pole	M12 female 5-pole
	<p>General information: Contact 1: (+) Contact 2: (N/C)/(S2) Contact 3: (-) Contact 4: (N/O)/(S1) Contact 5: (Ground)</p> <p>Status indicator: LED green, power LED yellow, signal (S1) LED white, signal (S2)</p>	<p>For 1 signal per port</p>	<p>For 2 signals per port</p>
2 Cable type		Jacket color	
Wire cross section 8 x 0.5/3 x 1.0 mm ²		black	black
PUR (UL/CSA), halogen-free		445	
Wire cross section 16 x 0.5/3 x 1.0 mm ²			black
PUR (UL/CSA), halogen-free			456
3 Cable length			
3.0 m		0300	
5.0 m		0500	
10.0 m		1000	
15.0 m		1500	
20.0 m		2000	
25.0 m		2500	
30.0 m		3000	
Item number:			
xtreme		<u>8</u> <u>0</u> <u>7</u> <u>2</u>	- - - - -
			- - - - -
			- - - - -
			- - - - -
		1 Form	2 Cable length
			3 Cable length
Note			



➔ www.murrelektronik.com

The information in this brochure has been compiled with the greatest possible care. Liability for the correctness, completeness, and currentness of the information is restricted to gross negligence.

Our company is committed to social responsibility in all aspects of our business activities. Our brochures are printed using environmentally friendly production techniques and products.

